

STOCKLAND C of E PRIMARY ACADEMY



13th January 2023

Message from Miss Bendall

Dear Parents/Carers,

We have had another busy week at school. We have welcomed our new caretaker who has already been very busy and hard at work. Mark will be at Stockland once a week and will be working at other schools across our Trust. We are currently advertising for a new School Office Manager and as a result we only have one person working in the office. Sue is amazing, however we do apologise if at times it takes slightly longer for your email to receive a reply.

We had a visit from a local Maths Hub this week who worked closely with Mrs Williams who is our Maths Lead. This was a really successful visit and highlighted lots of good practice that is already in place.

The children here really are great. One example this week really demonstrated this. I was showing a visitor around the school on Wednesday and as we entered Featherlake's classroom, a child had noticed we were coming in and stopped what he was doing to open the door for us. He did the same as we left. It was such a lovely gesture from someone so young too! It is great to see our values (and our bucket filling) in action.

Thank you for your support as always.

Have a lovely weekend.

Miss Bendall

Stars of the week Values of the week

Class 1	Featherlake	
	Harry	William
Class 2	Horner	
	Paddy, Teddy L	Heidi
Class 3	Quantock	
	Harry LM, Roanne	Henry
Class 4	Bucehayes	
	Tilly , Nelly	Ramona



This school is part of the The Redstart Learning Partnership, a Multi Academy Trust of primary schools in Somerset.

Key Dates:

- 30th January - Inset Day
- 6th February - Parent consultations
- 7th February - Parent consultations
- 8th February—Cross Country Event
School closure at 3.15pm
- 10th February - Break up for Half term
- 20th February — Return to school
- 21st February—Cross Country Event
School closure at 3.15pm

Head of School: Beccy Bendall

Stockland C of E Primary Academy
Stockland, Nr. Honiton, Devon EX14 9EF
Tel: 01404 881456
stockland@redstartpartnership.co.uk
www.stocklandprimary.org.uk

Safeguarding

Our Designated Safeguarding Lead is Miss Beccy Bendall and our Deputy Designated Safeguarding Leads are Miss Natalie Martin and Miss Rachel Smith.

Our school's Child Protection and Safeguarding Policy can be found online at:

<https://stocklandprimary.org.uk/wp-content/uploads/2022/09/Stockland-Primary-Safeguarding-Policy-2022-23-Final-Signed-DHC.docx-Google-Docs.pdf>

If you have any concerns about the safety of a child you can either talk to our DSL or DDSL or you can phone Devon MASH on 01392 384964 or email our safeguarding inbox; stocklanddsl@redstartpartnership.co.uk

Family Service:

Our first Family Service of 2023 will be next Sunday (15th January) at 11am and you are all very welcome to join us. Our Family Services are planned with families very much in mind. They are short, informal services that include contributions from children and adults alike and lots of singing. Following the service, copious amounts of tea, coffee, squash and biscuits are usually consumed!

Inset Day

Please note we have an Inset day on 30th January—school will be closed.

Music Lessons—News from West Country School Music

Lesson dates for the Spring Term have been moved to Wednesday afternoons of each week because of a clash with Class 4 going to Gymnastics on Friday.

Class 1 Featherlake News

This week has been all about birds. We have started taking part in the Big Schools Bird Watch and have recorded how many birds we have seen so far. We have a little resident Robin that loves to come and visit us each day. We have been learning about why we put bird feeders out more in the Winter and have been making our own. The children have been making bird boxes and binoculars and lots of cups of tea in the mud kitchen to keep us warm for when we have been watching for birds! In Maths, the children have continued to use the part, part, whole model to partition numbers. Next week we are moving on to learning about Antarctica and we also have a special virtual author visit on Wednesday as an introduction to Chinese New Year.



Weekly Theme: Antarctica


WB: 16.1.23

	Monday	Tuesday	Wednesday	Thursday	Friday
Morning Sessions	Phonics	Phonics	Phonics	Phonics	PE
	Weekly Theme Input	Drawing Club - Chicken Licken	Drawing Club - Chicken Licken	Drawing Club - Chicken Licken	
	Drawing Club - Chicken Licken				Drawing Club - Chicken Licken
		Maths -.Partition 5	Virtual Author Visit: Eva Wong Nava: I Love Chinese New Year	Maths - Find totals up to 5 by combining groups, including the empty set.	
Afternoon sessions	UTW What happens when we race toy cars down different heights of ramps?	EAD: Circles	RE -. Learning about the wonders of the natural world, expressing ideas and feelings.	PSED - How to Show Kindness	Maths - Find one more than numbers up to 5.
		Forest School -	Maths - Combine groups to make 5		Library Time
	Story Time Book Talk - Lost and Found	Story Time Book Talk - Lost and Found	Story Time Book Talk - Lost and Found	Story Time Book Talk - Lost and Found	Story Time Book Talk - Lost and Found

Throughout every day there are periods of continuous provision time, the lessons on this timetable are short. Continuous Provision is when we as adults are playing and exploring alongside your children to extend their play and vocabulary.

Class 2 Horner News

This week, Horner Class had great fun learning about the continents in the world. We learnt a song, labelled the continents, and then stuck the continents on a blue balloon like a globe. Here are some pictures of our globes. Next week, we will be continuing our learning about continents in an atlas.



Horner Class Weekly Plan: Spring Week 3

WB:16.01.2023

	Monday	Tuesday	Wednesday	Thursday	Friday
Phonics/Guided Reading	Read Write Inc Phonics Sessions.	Read Write Inc Phonics Sessions	Read Write Inc Phonics Sessions	Read Write Inc Phonics Sessions	Guided Reading – How to Hide a Lion
Foundation Subject	Spelling Lesson – adding <u>ly</u>	Spelling Lesson – adding <u>ly</u>	Music – Football Songs	Computing: Scratch	PSHE: Who can help?
Maths	Year 1: I can write subtraction facts to 13. Year 2: I can understand the commutativity of multiplication	Year 1: I can partition 14. Year 2: I can write division statements (grouping)	Year 1: I can write addition facts to 14. Year 2: I can write division statements (sharing)	Year 1: I can write subtraction facts to 14. Year 2: I can understand that division is not commutative	Year 1: I can partition 15. Year 2: I can spot relationships in multiplication
Afternoon sessions	Geography – Atlases	PE:	RE: Islam Forest School	Science – I can connect senses to body parts	Art – Expressive Painting

Please note this timetable is subject to change dependent on the children's needs.

Class 3 Quantock News

This week we've been exploring sandwiches and how to make them exciting, tasty and healthy. We've looked at different types of bread (Carbohydrates) and finding a good balance of fruit, vegetables, proteins and dairy. We've also practised our knife skills and food hygiene. It's been a very tasty week!

Quantock class also had an amazing time at Axminster Gymnastics centre on Tuesday morning and are already looking forward to returning next week.

Quantock Class Weekly Plan: Week 17



WB: 16/1/23

	Monday	Tuesday	Wednesday	Thursday	Friday
Handwriting (8:55-9.05)	Handwriting: numbers	PE: Gymnastics	Handwriting: capitals	Handwriting: spellings	Storm Dragon
Guided Reading (9.05-9.45)	How to be a Viking Warrior		How to Train Your Dragon	Spelling Test: or New spellings: f	
Grammar (9.45-9.50)	Pixl Week 5 (1)		Pixl Week 5 (2)	Pixl Week 5 (3)	TTRS
Daily Mile / Brain Gym	Daily Mile / Brain Gym		Daily Mile / Brain Gym	Daily Mile / Brain Gym	Daily Mile / Brain Gym
Writing (10.00-10.45)	Narrative: Winter's Child - Writing descriptions using power of three and repetition.	Times Tables and Maths on Track activities	Narrative: Winter's Child - fronted adverbials for time, manner and place.	Narrative: Winter's Child - write character descriptions of Spring's Child.	Narrative: Winter's Child - plan own Spring's Child story
Maths (11.00-11.50)	Y3: Recognise and show equivalent proper fractions Y4: Problem-solving - addition/subtraction of fractions Tables focus: x4 / x7		Y3: column addition for two 3-digit numbers Y4: column addition for two 4-digit numbers	Y3: column addition for two 3-digit numbers Y4: column addition for two 4-digit numbers	Y3: column addition for two 3-digit numbers Y4: column addition for two 4-digit numbers
Spelling Practice	or sound / Red Words	or sound / Red Words	or sound / Red Words	f sound / Red Words	
Afternoon sessions	Times Tables / MoT	Times Tables / MoT	Times Tables / MoT	Times Tables / MoT	Times Tables
	Science: Use a mirror to reflect light and explain how mirrors work. Investigate which materials block light to form shadows.	Narrative: Winter's Child - Writing a description of spring. PSHE: Define the words danger and risk and explain the difference between the two; Demonstrate strategies for dealing with a risky situation.	DT: Sandwich make and evaluate	RE: Hinduism History: Vikings	Computing: Understanding how a digital device collects data automatically. Music: Strumming the ukulele. Spanish: Animals

Class 4 Bucehayes News

Our science lessons this week involved much excitement as we had playdough and stickers to model the relative sizes of the planets and also the distances between them (using careful listening and our fractions to complete the task). It really is quite mind-blowing the

space in Space! There are some amazing animations on youtube that we have also watched.



In reading, we have been studying the contributions of Mary Jackson, Katherine Johnson and Christine Darden to NASA; they are impressive ladies indeed. We have been working towards writing a memoir as though we are one of the ladies next week. It has been fun working on our variations on Twinkle Twinkle Little Star in music after listening to Mozart's version in music.

Bucehayes Class Week Beginning 16th January 2023

	Monday	Tuesday	Wednesday	Thursday	Friday
Day Events					
Early Morning Work	Reading TTRS Check In <i>Daily Mile</i>	Spelling TTRS Listening to readers <i>Daily Mile</i>	Spelling TTRS Listening to Readers <i>Daily Mile</i>	Spelling TTRS <i>Daily Mile</i>	Book Talk
Guided Reading / Spelling	Homework Check In Spelling Lesson /sh, shun, shul/	Guided Reading Space	Guided Reading Space	Guided Reading Space	Spellings Test /sh, shun, shul/
Maths	Maths Arithmetic Practice Fractions	Maths Arithmetic Practice Fractions	Maths Arithmetic Practice Fractions	Maths Arithmetic Practice Fractions	Maths Arithmetic Practice Fractions
English	English Hidden Figures Writing Memoir	English Hidden Figures Writing Memoir	English Hidden Figures Editing Memoir	English Hidden Figures Publishing Memoir	English Hidden Figures Free Write
Afternoon Lesson 1	Science: Space What shape are the planets?	Geography: Lines of Longitude and Latitude	PHSE: Decision Dilemmas	Spanish: ¿Tienes una mascota? Do you have a pet?	PE Gymnastics
Afternoon Lesson 2		Music: Twinkle Variations	Computing: Databases	RE: How is God represented in the bible?	

Note: Subject to change dependant on children's needs.

What Parents & Carers Need to Know about YOUTUBE KIDS

YouTube Kids is a child-friendly version of YouTube which offers a colourful and easy-to-navigate environment that's suitable for young children. This app is easily accessible and available for mobile devices, which can be downloaded without needing the YouTube app on the device. Despite YouTube Kids seeming like a very child-friendly platform, it has raised concerns over its advertising and inappropriate content seeping through the curation process.

SETTING UP

1 Download the YouTube Kids app and connect your own YouTube channel.

2 Input your child's name, age and birth month.

3 Select the types of videos you want to include for your child based on their age and your own personal choice.

4 If you decide to approve the content yourself, the app will present you with sample videos for you to accept and reject.

5 Once you've made your choice, you're ready to use the app!

Advice for Parents & Carers

REMOVE ADVERTISEMENTS

Like YouTube, adverts on YouTube Kids are also quite pervasive. If you decide you don't want your child being exposed to adverts, you can subscribe to YouTube Premium which will remove adverts on YouTube Kids. However, it's worth remembering that this doesn't block adverts that content creators decide to make as part of their content, and children are still able to access channels from branded fast food or toy companies.

BE WARY OF UNSUITABLE CONTENT

YouTube Kids has a far lower chance of showing unsuitable material than YouTube, but there are still reports of malicious users deliberately uploading inappropriate content. It's important that your child feels able to talk to you if they were ever exposed to upsetting content in the future. It's also good to report inappropriate videos: tap the three dots in the corner of the video and select 'Report'.

DISABLE SEARCH OPTION

YouTube Kids allows you to disable the search feature, which you may find useful in preventing your child from unintentionally finding age-inappropriate content. Doing this will also give you more control over what your child is watching. It's also worth noting that setting an age limit will ensure that your child is only exposed to recommended videos that are deemed suitable for their age group.

RESTRICT VIEWING TIME

The YouTube Kids app provides you with the option of setting up a timer to monitor and limit your child's daily usage, which automatically stops the video when it reaches the set time. It may be best to make use of this feature to prevent screen addiction - which can potentially lead to children staying up too late, affecting their mood and concentration the following day.

MONITOR WATCH HISTORY

YouTube Kids has also made it possible for parents and carers to see what their children are watching on the app by clicking on the 'Recommended' icon on the top right of the home screen. It may also be worth having a look at what your child has recently watched by clicking on their history tab. The red bar on the video shows how much of the video has been watched.

WATCH TOGETHER

It's important to make YouTube Kids a fun and positive experience for your child. This may require spending time finding channels and content that you and your child will enjoy and benefit from. Try introducing family sessions where you can share the most enjoyable videos that you and your child have recently watched. This can be a great way of giving you and your child many new things to talk about with each other.

Meet Our Expert

Claire Goodwin (a.k.a. Lunewolf) has worked as an editor and journalist in the gaming industry since 2006, providing websites with event coverage, reviews and gaming guides. She is the owner of Lunewolf Gaming and is currently working on various gaming-related projects including game development and writing non-fiction books.



National
Online
Safety

#WakeUpWednesday



www.nationalonlinesafety.com



@nationalonlinesafety



/NationalOnlineSafety



@nationalonlinesafety